

Books of the New Testament



Flash Cards for teaching Bible books.

www.SundaySchoolSources.com
Graphics from Logos Bible Clips
Papyrus Document & Design, Cape Coral, FL 33991
Copyright 2004



Matthew



Mark



Luke

John




Acts of the Apostles



ROMANS

1 & 2 Corinthians




Galatians



Ephesians

Philippians




Colossians




1 & 2 Thessalonians

1 & 2 Timothy



TITUS



Philemon



HEBREWS



James

1 & 2 Peter




1,2,3 JOHN

Jude



Revelation



Using the Flash Cards

Memorization

Lay the cards out on a table in order. Point to each in turn and have the students say the card. Help them learn to pronounce the names correctly. After reviewing all the cards, turn a few random cards over. Review the whole list again, depending on the students to say the names of the over-turned cards. Turn more over each time until the students can repeat the whole set.

Mix up the set and give the class a time limit to get as many in order as possible. Divide the class into teams if you have lots of students and give each team a set.

Concentration

Use two sets to make a concentration game.

Make the students pronounce each name as they turn them over.

For older kids, ask students a review question when they find a matching set.

Great for all ages

Preschoolers may not be able to read, but they can remember pictures!

These cards use easy-to-read fonts for each card, to help beginning readers.

Graphics on the cards match lessons and Trading Cards from Sunday School Sources.com