



Livres du Nouveau Testament

Cartes pour l'enseignement des livres de la Bible

www.SundaySchoolSources.com
Graphics from Logos Bible Clips
Papyrus Document & Design, Cape Coral, FL 33991
Copyright 2004



Matthieu



Marc



LUC

JEAN




Actes
des
Apôtres




ROMAINS

1 & 2
Corinthiens





Galates



Ephésiens

Philippiens



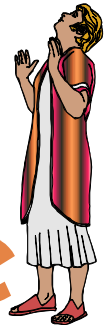
Colossiens



1 & 2 Thessaloniens

1 & 2

Timothée



Philémon



HEBREUX

Jacques



1 & 2 Pierre




1,2,3 JEAN

Jude



Apocalypse



Using the Flash Cards

Memorization

Lay the cards out on a table in order. Point to each in turn and have the students say the card. Help them learn to pronounce the names correctly. After reviewing all the cards, turn a few random cards over. Review the whole list again, depending on the students to say the names of the over-turned cards. Turn more over each time until the students can repeat the whole set.

Mix up the set and give the class a time limit to get as many in order as possible. Divide the class into teams if you have lots of students and give each team a set.

Concentration

Use two sets to make a concentration game.

Make the students pronounce each name as they turn them over.

For older kids, ask students a review question when they find a matching set.

Great for all ages

Preschoolers may not be able to read, but they can remember pictures!

These cards use easy-to-read fonts for each card, to help beginning readers.

Graphics on the cards match lessons and Trading Cards from Sunday School Sources.com

