


# Livres de l'Ancien Testament

Cartes pour l'enseignement des livres de la Bible


www.SundaySchoolSources.com  
Graphics from Logos Bible Clips  
Papyrus Document & Design, Cape Coral, FL 33991  
Copyright 2004



## Exode



## Lévitique



## Nombres



## Deutéronome



## JOSUÉ

## Juges




## Ruth



## 1 Samuel 2 Samuel

1 Rois  
2 Rois

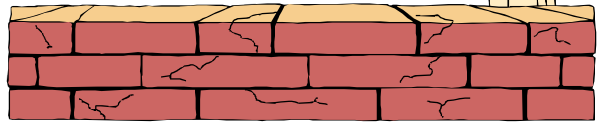


1 Chroniques  
2 Chroniques



ESDRAS

Néhémie




Esther



Job




Psaumes



Proverbes

Ecclésiaste



Cantique  
des  
Cantiques



ÉSAÏE



Jérémie



Ezéchiel



DANIEL



Osée




JOËL

AMOS



Abdias





Jonas


# Michée



# Nahoum



# HABACUC



# Sophonie

# Aggée



# Zacharie

# Malachie



## Using the Flash Cards

### Memorization

Lay the cards out on a table in order. Point to each in turn and have the students say the card. Help them learn to pronounce the names correctly. After reviewing all the cards, turn a few random cards over. Review the whole list again, depending on the students to say the names of the over-turned cards. Turn more over each time until the students can repeat the whole set.

Mix up the set and give the class a time limit to get as many in order as possible. Divide the class into teams if you have lots of students and give each team a set.

### Concentration

Use two sets to make a concentration game.

Make the students pronounce each name as they turn them over.

For older kids, ask students a review question when they find a matching set.

### Great for all ages

Preschoolers may not be able to read, but they can remember pictures!

These cards use easy-to-read fonts for each card, to help beginning readers.

Graphics on the cards match lessons and Trading Cards from Sunday School Sources.com

